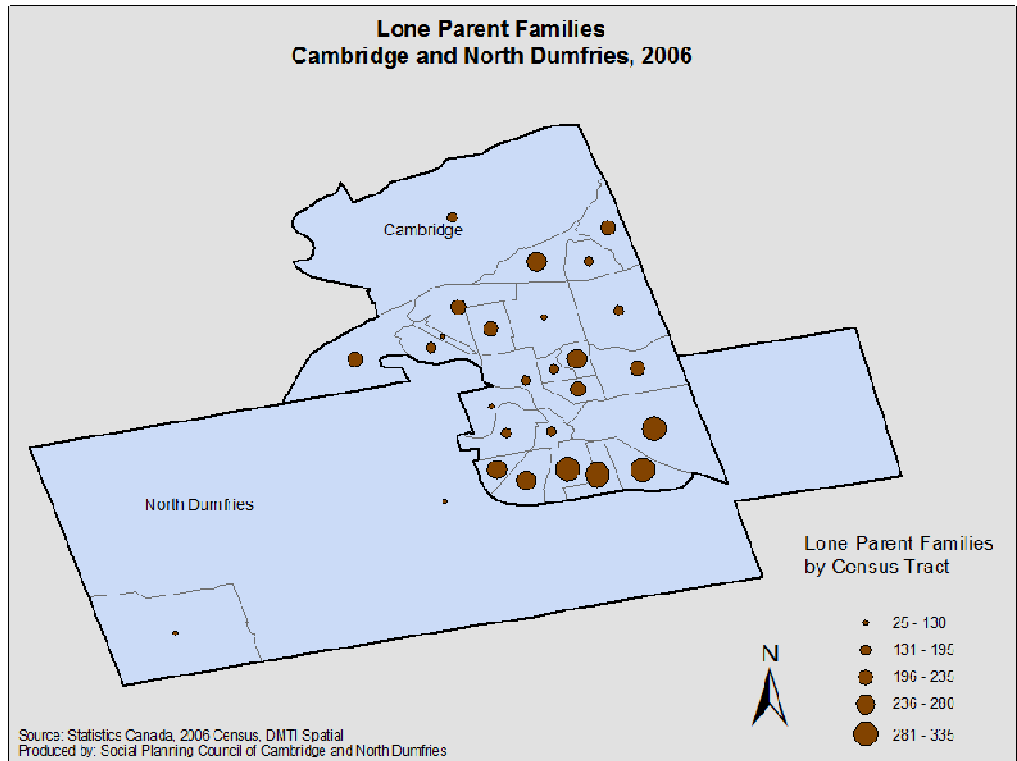




The SPCCND actively and impartially strives to improve the quality of life for all residents of Cambridge and North Dumfries through community based research, planning and action. We wish to thank the following funders for their support of this publication.



Inside this issue:

Female Lone Parents by Age	2
Female Lone Parents by Marital Status	2
Average Number of Persons per Family	2
Educational Attainment	3
Labour Force Participation Rate	3
Unemployment Rate	3
Population 15+ Working Full-Year Full-Time	4
Median Total Income	4
Prevalence of Low Income After Tax	4

Over time there has been an increase worldwide in the number of children living in lone parent families and Canadian statistics follow this trend.

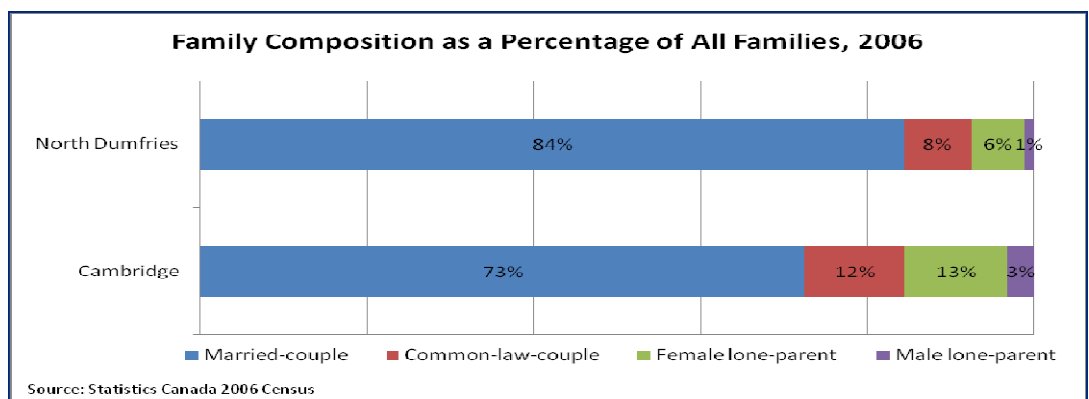
While the traditional family unit of mother, father and children is still by far the most common family configuration in both Cambridge and North Dumfries, there are signs that this is changing.

Over the ten year period from 1996 to 2006 the percentage of lone parent families in Cambridge rose from 13.5% of all families to 15.6% of all families.

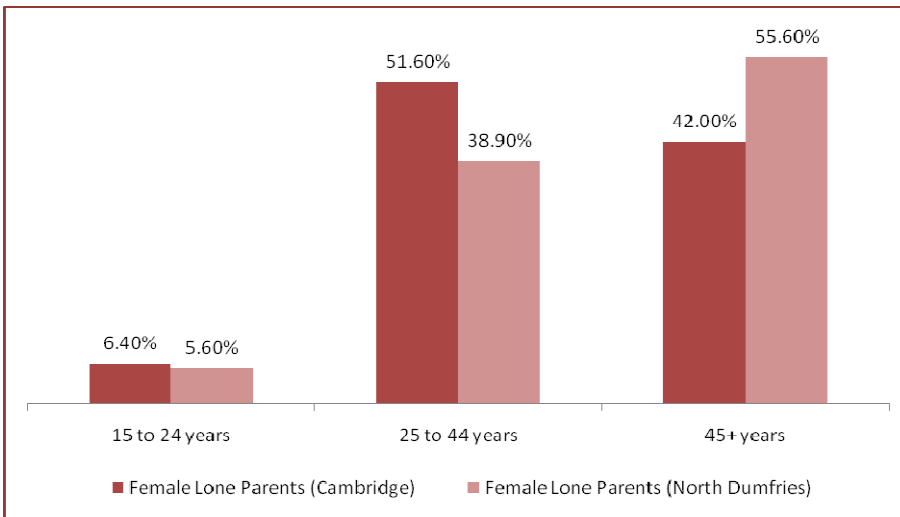
In North Dumfries the percentage of lone parent families rose from 5.4% of all families in 1996 to 7.5% of all families in 2006.

The majority of lone parent families can be found in the city of Cambridge. As shown by the map above, there are certain parts of the city that have higher numbers of lone parent families.

In both communities women are overly represented, with 80% of lone parent families in Cambridge and 83% of lone parent families in North Dumfries being female-headed.



Female Lone Parents by Age



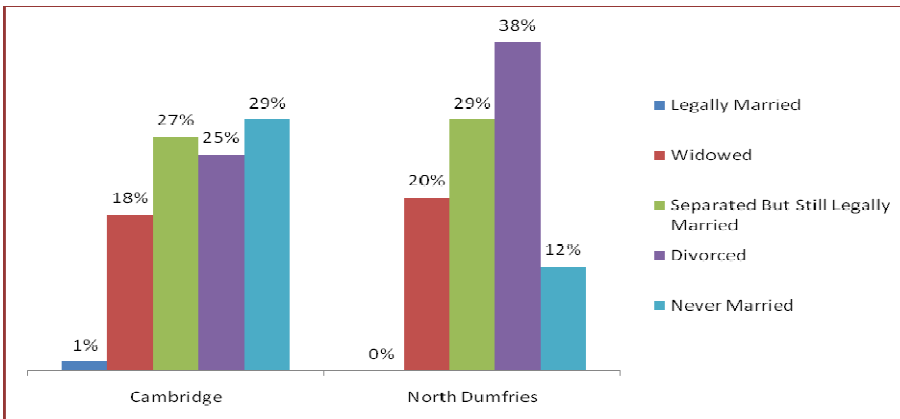
Source: Statistics Canada, 2006 Census

In 2006 the prevalence of female lone parents varied by age and community.

As shown in the chart to the left, youth between the ages of 15 and 24 made up a relatively small proportion of female lone parents in both Cambridge and North Dumfries (6.4% and 5.6% respectively).

In Cambridge the majority of female lone parents were in the 25 to 44 age group, while in North Dumfries the majority of female lone parents were in the 45+ age category.

Female Lone Parents by Marital Status



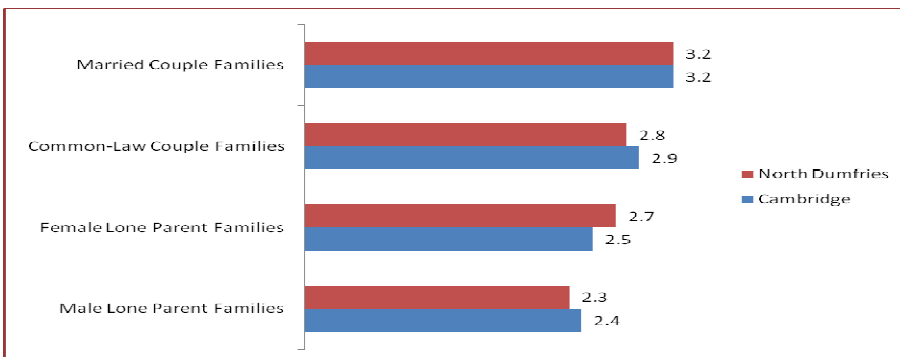
Source: Statistics Canada, 2006 Census

The chart to the left shows the distribution of female lone parents by marital status in 2006 for both Cambridge and North Dumfries.

The proportion of widowed and separated women was similar in both communities, while the share of divorced women was much higher in North Dumfries than in Cambridge.

The proportion of never married women among female lone parents was much higher in the city of Cambridge where nearly one in three female lone parents had never been married.

Average Number of Persons per Family



Source: Statistics Canada, 2006 Census

As shown in the chart to the left, in 2006 lone parent families tended to be smaller than either common-law couple or married couple families.

In both Cambridge and North Dumfries male-headed lone parent families were on average smaller than female-headed lone parent families.

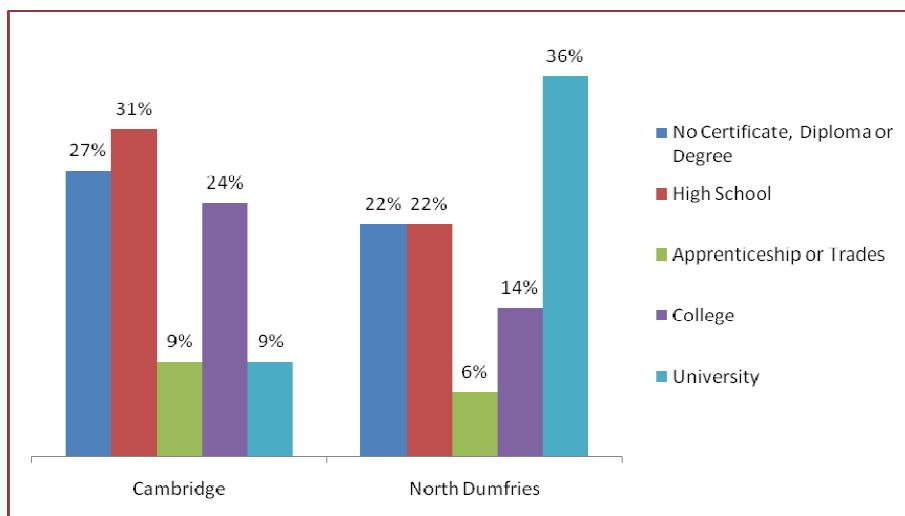
Educational Attainment

Education is becoming increasingly important as many of today's jobs require skills beyond a high school diploma.

In 2006, 49% of Ontario residents aged 15 years and over did not have skills beyond high school.

The educational attainment of female lone parents in Cambridge and North Dumfries is shown in the chart to the right. Of all female lone parents living in the city of Cambridge in 2006, the majority (67%) did not have skills beyond high school.

Overall, female lone parents living in the Township of North Dumfries were better educated, with 44% lacking skills beyond high school.



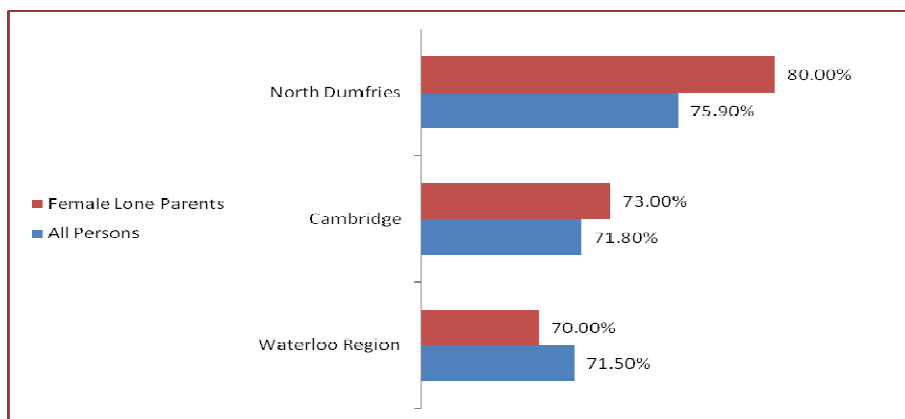
Source: Statistics Canada, 2006 Census

Labour Force Participation Rate

The participation rate represents the number of people employed or looking for work expressed as a percentage of the population.

In 2006, 80% of female lone parents living in North Dumfries and 73% of female lone parents living in Cambridge were active in the labour force. These rates were higher than those of the population as a whole.

Female lone parents in Cambridge and North Dumfries had labour force participation rates that were higher than the regional rate for female lone parents.



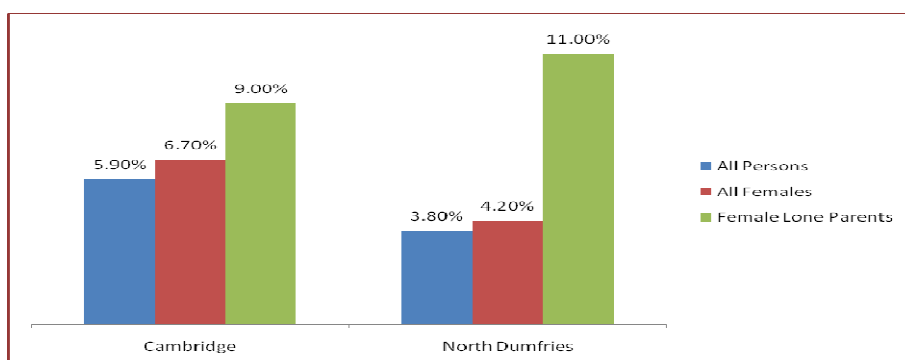
Source: Statistics Canada, 2006 Census

Unemployment Rate

In 2006, the unemployment rate for women living in Cambridge was higher than the unemployment rate for residents as a whole.

In North Dumfries the unemployment rate for women was also higher than the unemployment rate for residents as a whole.

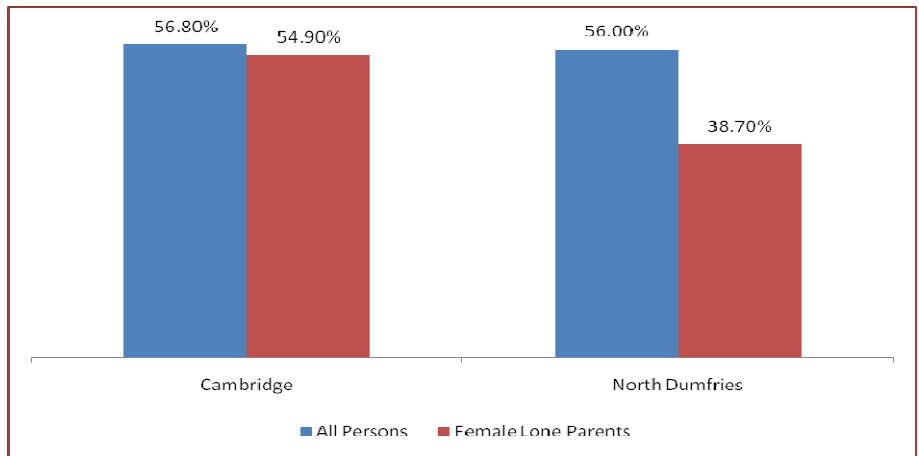
In both communities female lone parents experienced even higher rates of unemployment.



Source: Statistics Canada, 2006 Census

Population 15+ Working Full-Year Full-Time

Female lone parents tend to work fewer hours than others in the work force. As shown in the chart to the right, in 2005 in both Cambridge and North Dumfries female lone parents were less likely to have worked full-year full-time than the population as a whole.



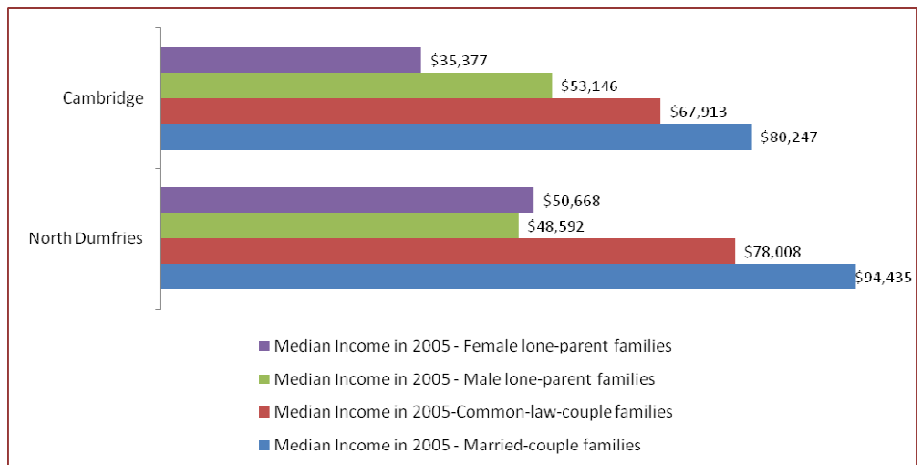
Source: Statistics Canada, 2006 Census

Median Total Income

In 2005, the median total income for lone parent families in both Cambridge and North Dumfries was lower than the median total income for either common-law-couple families or married-couple families.

As shown in the chart to the right, in Cambridge the income of male lone parent families was significantly higher than that of female lone parent families.

In North Dumfries the median income of female lone parent families was slightly higher than the median income of male lone parent families.



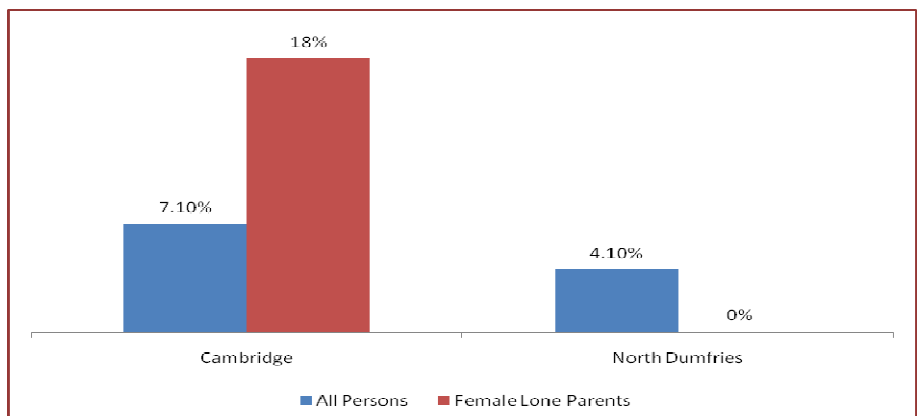
Source: Statistics Canada, 2006 Census

Prevalence of Low Income After Tax

In 2005, 18% of female lone parent families were living below the Statistics Canada after-tax Low Income Cut-Off (LICO), compared to 7.1% of the population as a whole.

By definition, those living under LICO spend 20% or more than average on food, shelter, and clothing (which leaves less money for other expenses such as childcare, transportation, education, and recreation).

In North Dumfries fewer residents overall were living below LICO, and none were female lone parents.



Source: Statistics Canada, 2006 Census