



## Community Trends in Cambridge and North Dumfries

The Social Planning Council of Cambridge and North Dumfries is a non-profit organization that actively participates in building and strengthening our community through research, analysis, facilitation and education, fostering innovation and positive social change.

We wish to thank the following funders for their support.



Region of Waterloo

The Social Planning Council of Cambridge and North Dumfries is pleased to present the sixth publication of Sign Posts, with the purpose of highlighting local trends and contributing to an ongoing dialogue surrounding community issues.

The City of Cambridge and the Township of North Dumfries are a part of one of the fastest growing Regions in Ontario, and are dynamic places to live and work. This document provides a snapshot of the community conditions that affect the quality of life and well-being of residents.

The data presented in this report is a part of the Social Planning Council's ongoing work to track and report key community trends and indicators.

For other related publications, visit our website at:  
[www.socialplanningcouncil-cnd.org](http://www.socialplanningcouncil-cnd.org)

## Community Demographic Profile

**Population:** From 1991-2006, Cambridge and North Dumfries experienced greater growth than the Ontario average. The population of both municipalities is forecasted to increase from the 2006 census figures of 120,371 and 9,063 respectively.

**Households:** The most common household size in Cambridge and North Dumfries is 2 persons, and both communities have a greater proportion of couples with children than the province as a whole. The composition of families in Cambridge and North Dumfries is increasingly diverse, including couples without children, common-law couples, and single-parent families.

**Diversity:** A sizable number of residents have immigrated from a variety of countries of origin. Although the majority of immigrants arrived prior to 1991, the more recent wave of immigration continues to add to the diversity of the population. As a whole, people who belong to visible minority groups comprised 11.2% of all Cambridge residents in 2006, up from 9.1% in 1991.

**Language:** English remains the most common mother tongue in Cambridge and North Dumfries, however, in recent years there is increased diversity in mother tongue and the languages most often spoken at home.

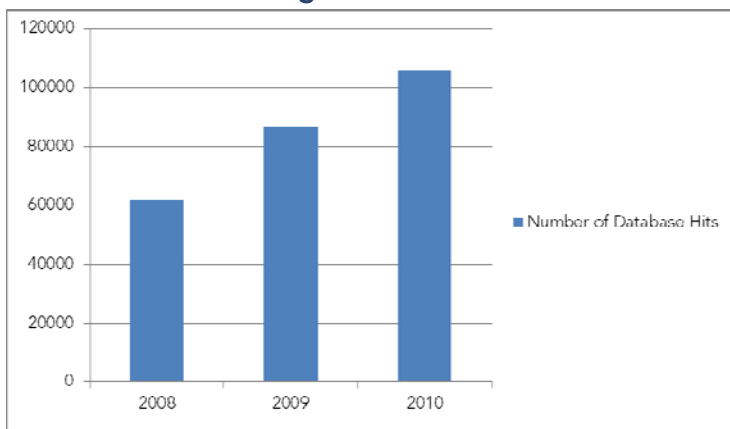
**Seniors:** Older adults as a proportion of the population is increasing. In 2006, those 65 or older represented 10.3% of the population in North Dumfries, and 11.3% in Cambridge.

**Youth:** In 2006, there were 16,400 youths ages 15-24 living in Cambridge, representing 13.6 of the total population. In North Dumfries there were 1,235 youths living in the township in 2006. Between 1996-2006 North Dumfries saw an increase in youth as a proportion of the population as a whole.

## COMMUNITY SUPPORTS

Information increasingly accessed online

### Information Cambridge and North Dumfries – Number of Database hits



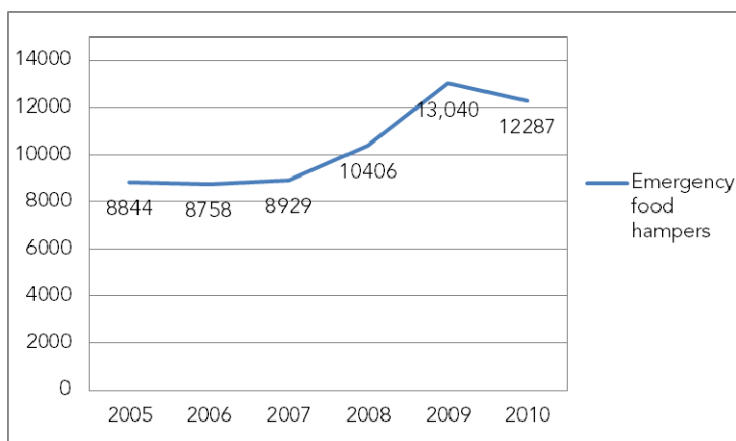
- Information Cambridge and North Dumfries (CND), a program of the Social Planning Council, provides free information and referral services to the general public. The database currently is home to 624 public records. The number of database hits for 2010 as of September 2010 was 70,307
- Database usage has increased by over 43,000 hits since 2008, indicating more people are accessing information online than in the past

Source: Social Planning Council of Cambridge and North Dumfries, Personal Communication, 2011

## FOOD SECURITY

More people using food co-op program

### Cambridge Self-Help Food Bank – Number of Emergency Food Hampers Distributed



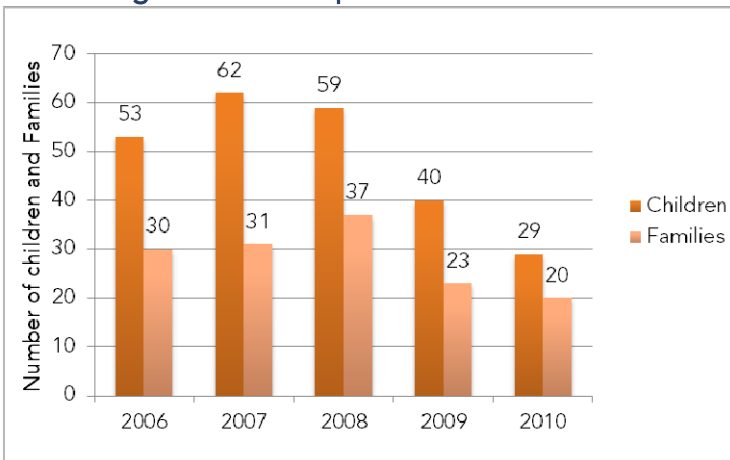
- The CSHFB operates food co-operative program for low-income individuals and families. In 2010 there were 12,224 food pick ups by co-op members, up from 10,754 in 2009. The number of emergency food hampers distributed decreased slightly from 2009 after three consecutive years of increase. There has been a total increase since 2005 of 39%
- Community meal programs are experiencing increased demand for prepared meals

Source: Cambridge Self Help Food Bank, Program Statistics, Personal Communication, 2011

## HOUSING STABILITY

More affordable housing for families needed

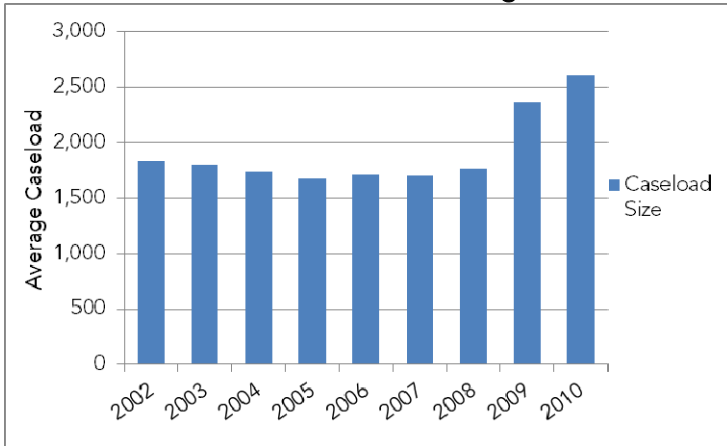
### Cambridge Shelter Corporation– Number of Families and Children Served



- The number of children and families staying at The Bridges shelter has declined since 2006, however because it is increasingly difficult to find appropriate, affordable housing for families, they are staying at the shelter for longer periods of time. Increasingly, refugee families are staying in the family units.
- Families are the largest category on the Cambridge subsidized housing waitlist list in 2010, representing 53% of the total households on the waitlist

Source: Cambridge Shelter Corporation, Personal Communication, 2011

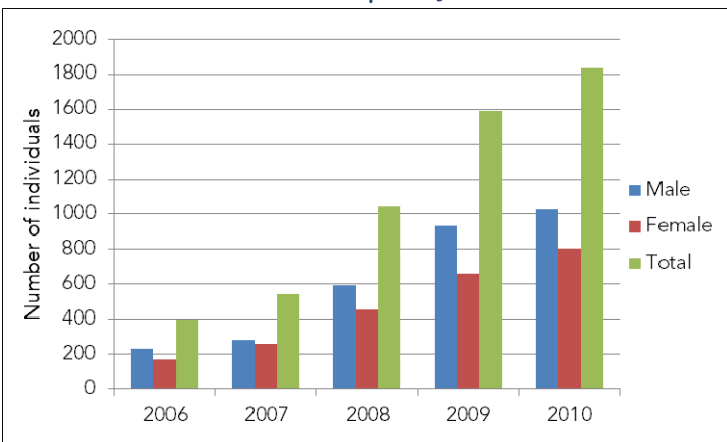
Ontario Works Caseload – Cambridge and North Dumfries



Source: Ontario Works, Cambridge office, Personal Communication, 2011

- The average size of the 2010 Ontario Works caseload in Cambridge and North Dumfries increased by 10.35% from 2009, to an average of 2,602 caseloads
- The caseload for Ontario Disability Support Program in Cambridge has increased by almost 200% since 2008-09
- As of October 2011, the unemployment rate in the Kitchener CMA was at 6.8%, compared to 7.4% the same time the previous year. In Ontario as whole, unemployment was at 7.6% in October 2011

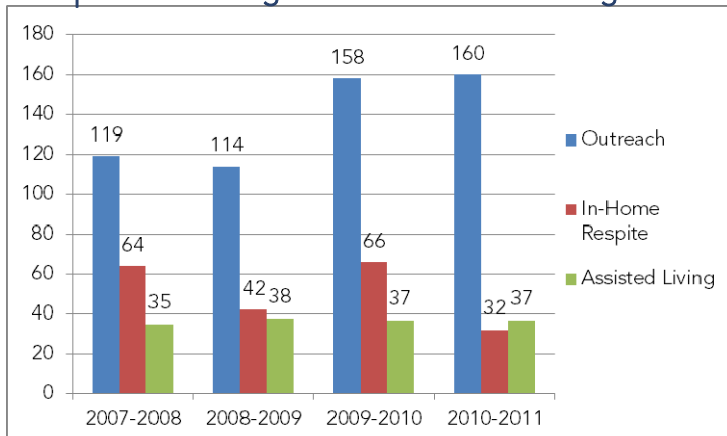
YMCA Seniors Memberships, by Gender



Source: Chaplin Family YMCA, Personal Communication, 2011

- On average since 2006, 131% more males than females have purchased YMCA seniors memberships. Demand for seniors memberships has increased by over 350% between 2006 and 2010. The number of youth and adult memberships purchased has also increased
- In 2010 there were 55,108 loans of books, DVDs and audio CDs from the Ayr public library branch. The demand for electronic media grew in 2010.

Independent Living Centre of Waterloo Region– Number of Consumers

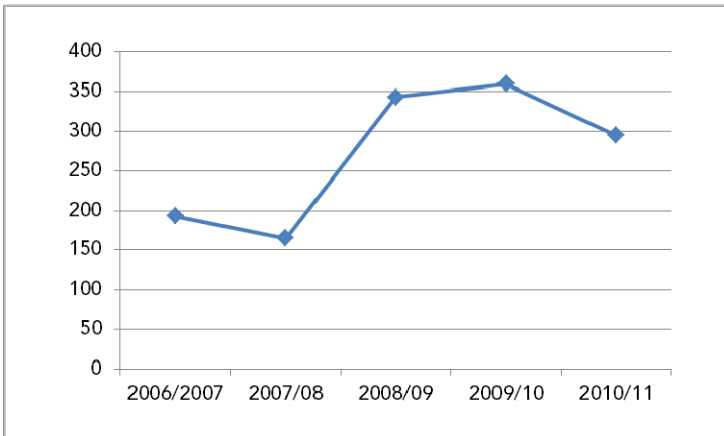


Source: Independent Living Centre of Waterloo Region, Personal Communication, 2011

- Outreach services have experienced an increase of 2 consumers in the past year, and a 35% increase overall in the past 4 years. ILCWR reports that there is a strong demand for an increase in the stock of supportive housing units for adults with physical disabilities
- Those who are experiencing poverty or who are low income often experience barriers to accessing adequate dental care and food to maintain good health

## TRAINING & EDUCATION Opportunities to upgrade skills utilized

### Conestoga College, Academic Upgrading – Number of Students

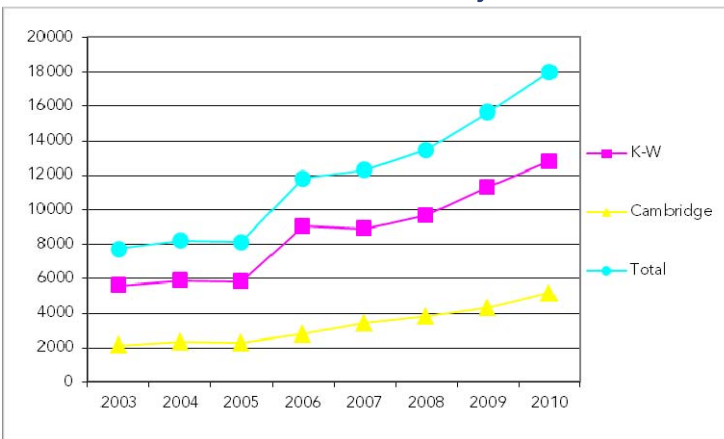


- Conestoga College's Academic Upgrading program has received an average of 217 students per year since 2006-07, and overall increase of 53%
- Demand for education and training programs has remained steady over the past several years, indicating that many people are accessing these programs in order to further their education, training or employment opportunities.

Source: Conestoga College Institute of Technology and Advanced Learning, Personal Communication, 2011

## TRANSPORTATION Affordable, accessible transportation in demand

### Grand River Transit – Total Monthly Sales of Reduced Income Passes (TRIP)

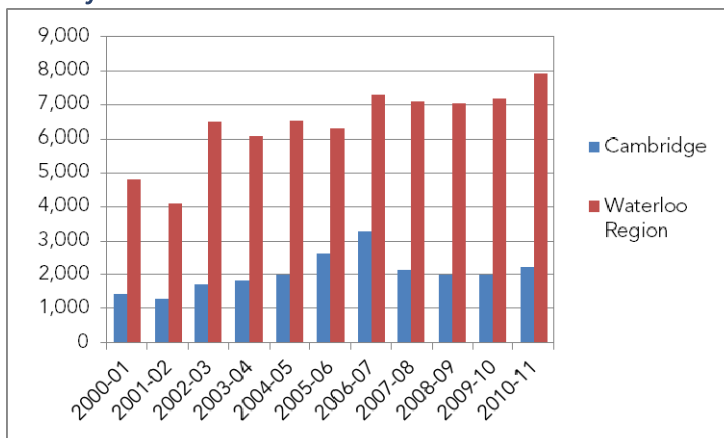


- In 2010, TRIP pass sales reached the program budget capacity as a recession increased demand for these passes. Total pass sales increased by 15% between 2009 and 2010
- Certain populations, such as seniors and those with disabilities experience barriers to accessing transportation. There are services available, but additional resources need to be invested to meet the needs of these clients

Source: GRT, Personal Communication, 2011

## COMMUNITY SAFETY Prevention and protection is key to a safe community

### Family and Children's Services – Child Protection Referral Calls



- In 2010-11, of all 7929 protection referrals received by FACS Waterloo Region, 2221 calls (28%) were made for Cambridge. Protection referrals have increased by 54% over the period from 2000-01 to 2010-11 in Cambridge
- Elder abuse is an offense that is increasingly recognized and reported, with more investigations being undertaken by the Elder Abuse Response Team in 2011 than in previous years

Source: Family and Children Services of Waterloo Region, Personal Communication, 2011